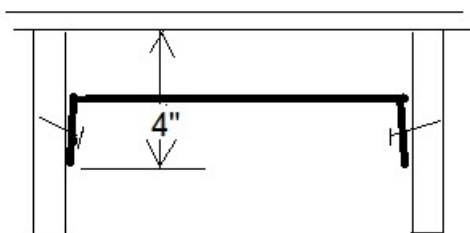


Different Installation Methods For Installing SmartBaffle

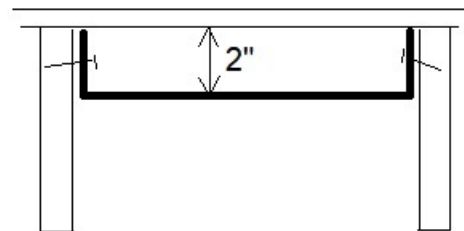
#1

Attic Side Installation Measuring Down 4" From Roof Deck to Bottom of 2" Flange



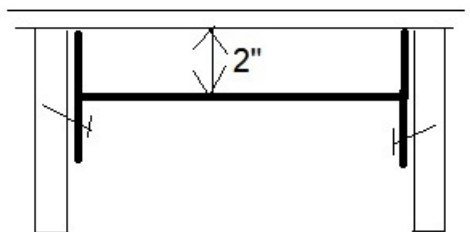
#2

Roof Top Installation with Plywood Installed After SmartBaffle.



#3

Attic Side Installation Cut 2" Flange 1.5" in From End of Baffle Length and Bend Down to Secure Nail. Slide Next Baffle Inside and Repeat.



#4

Attic Side Installation Nail right Flange Against Roof Deck. Then Reverse Flange on Left Side Nailing Horizontal to Roof Deck as Shown.

